Finding your super fund details *on myGov*

Most people hold TPD and income protection cover through their super, often in accounts from jobs they left years ago. Before we can check your cover, we need to know every fund you hold. myGov lists them in about a minute.

1 Log in to myGov and open the ATO

Under **Linked services**, select **Australian Taxation Office**. If the ATO is not linked yet, myGov will walk you through linking it.

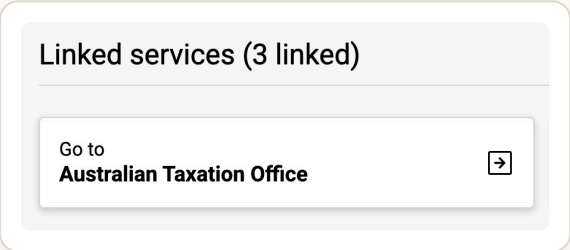

2 Select Super, then Fund details

In the ATO menu along the top, open **Super** and choose **Fund details**.

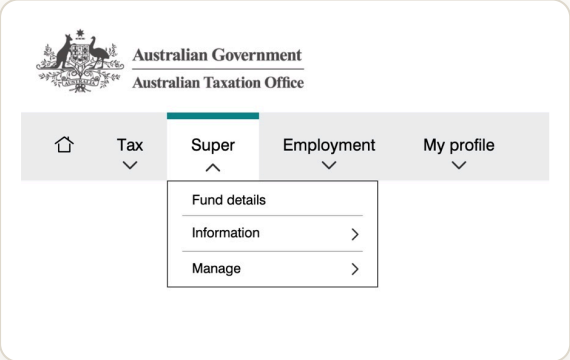

3

Open each fund

Select the small arrow next to each fund. It shows the fund name, your **member account number**, and whether the account has insurance.

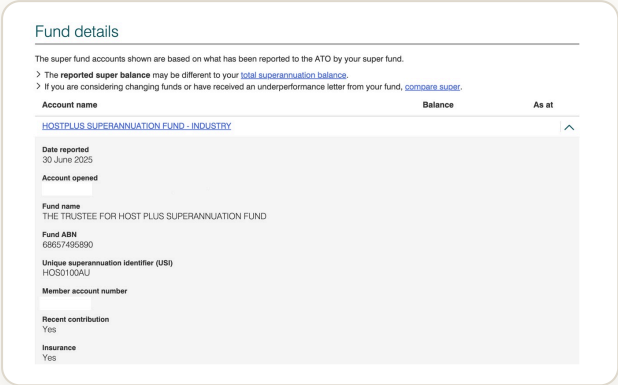

4

Check closed accounts too

Expand the section headed **Closed accounts**, or similar. An old fund may still be listed there, so include it in what you send us.

CANNOT GET INTO MYGOV?

Call the ATO lost super search line

13 28 65

An automated self service line. It can run a super check for you over the phone.

Cannot find your tax file number? Call the ATO individual enquiries line on **13 28 61**, Monday to Friday, 8am to 6pm.

HAVE THESE READY

- Your tax file number
- Your name and any previous names
- Your date of birth
- Your current postal address
- Any previous addresses
- Your employment details, if they apply
- Your visa status, if it applies

Then send us a screenshot

A screenshot of the Fund details page, with each fund opened and any closed accounts expanded, gives us what we need to check your TPD and income protection cover.

CALL
1300 999 995

SMS ONLY
0489 995 999

ONLINE
taepartners.au/contact

This guide, with a short video walkthrough, is online at taepartners.au/practice-areas/tpd/lost-super-search

General information only, not legal advice. ATO phone numbers and myGov screens are current as at October 2026 and may change. Tae & Partners Incorporated Legal Practice.